













Social Tech Comparison

Compiled by Rebecca Shepherd - @Rubexa

							
 What is it?:	A cloud-based platform for video and audio conferencing, collaboration, chat, and webinars.	Owned by Microsoft, Skype is a free video, voice and messaging app.	A free online messaging, voice and video calling platform.	A free cross-platform messaging service owned by Facebook. You can use it on your desktop or mobile to send texts, voice messages, make voice and video calls and share images.	A "face to face social network" focused on video chats, quizzes and games to bring people together digitally.	Apple's quick and easy way to video call friends, family and loved ones using their email addresses or phone numbers.	Essentially, it's FaceTime for Google users as you can video and voice call.
 You will need:	A computer with a webcam, mobile device or landline, plus a working email address.	A smartphone, computer or tablet with webcam.	Computer, Android or iPhone or iPad. To host, you need a Google account, but other participants can use their normal email address.	Smartphone and/or computer and a working phone number.	Smartphone, tablet or computer.	Apple device - iPhone, iPad or iMac.	Computer or smartphone.
 How to use:	Using your email address, sign up to a Zoom account here , log in and select 'Host a Meeting'. You will be given a URL, phone number and password to send and share. For a step-by-step process, visit here .	Download Skype to your device, sign in using your email address, add your contacts and start communicating effortlessly. You can talk to people via chat, phone call or a video call. For a step-by-step process, visit here .	Open or log into Google Hangouts , click video call, join or start a meeting and then add guests or send a URL link for them to use. To use on a tablet or phone, you need to download the app . For a step-by-step process, visit here .	Download the app and allow it access to your contacts on your phone. Press the message icon and you can choose what friends to start chats or video calls with. For a step-by-step process, visit here .	Once you have downloaded the app , you'll need to enter your name, email address, mobile number and choose a unique username. Then give the app access to your phone's contact book. Once you're all set up, you'll be taken to the main screen. The plus icon in the top right corner allows you to find your contacts, and group multiple people together into a 'Houseparty' for group video calls. Below that is a dice icon, where you can play games together like Pictionary. For a step-by-step process, visit here .	Download the app , log in with your Apple ID and password. Go to your Contacts app and search for the person you want to call. Click on the contact's profile and select the option to start a FaceTime call. For a step-by-step process, visit here .	Download the app or log in using your desktop , verify your phone number and then either sync your contacts or input the number you'd like to dial. For a step-by-step process, visit here .
 Best for:	Hosting large video calls, as the free plan can host up to 100 participants.	Sharing your screen, calling up to 50 people on a group call and high-quality voice calling.	Accessibility, ease and security. Plus, video Hangouts can include up to 25 people, whilst 150 people can use voice Hangouts at once.	The ease of having your chats, phone calls and video calls all in one place, its enhanced privacy features and you can have groups of up to 256 participants.	If you want to bring people together and play games, rather than just talk.	Ease and reliability when it comes to sound. Plus, if your device supports iOS 12.1 or later, you can FaceTime up to 32 people all at once.	Very simple video calls for smartphones, tablets and computers.
 Not so good for:	Lengthy video calls. With the free plan, there is a 40-minute limit on meetings that involve three or more participants.	High levels of security .	Sound quality.	Large video calls. You can only video call four people at once.	Bigger groups than seven.	Battery life.	Larger groups than eight.